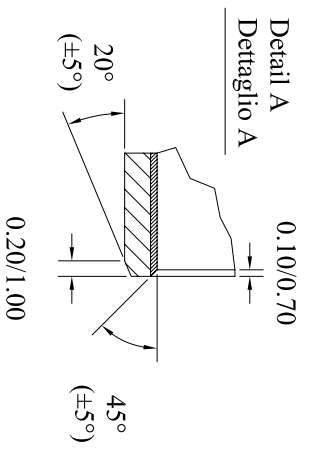
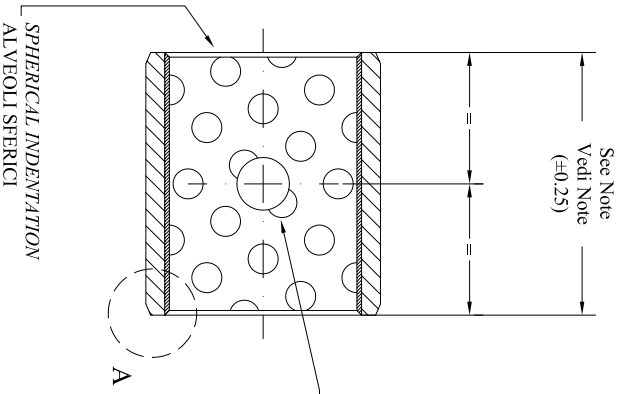
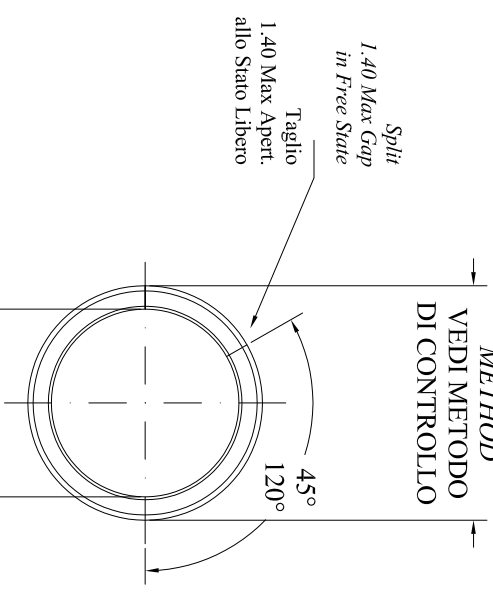


CODE	LENGTH (mm)	Fb (N)	WEIGHT (gr)
TFP 2515	15.00	3000	11.2
TFP 2520	20.00	4000	15.0
TFP 2525	25.00	5500	23.7
TFP 2530	30.00	6500	29.9

SEE CHECKING METHOD VEDI METODO DI CONTROLLO



AFTER ASSEMBLY IN HOUSING 28.000 H7 DOPO MONTAGGIO IN SEDE 28.000 H7

NO.	CHANGE	DATE	DRAW
REVISION NO.			
REVISION MR.			
CUSTOMER APPROVAL-DATE			
APPROVAZIONE CLIENTE-DATA			
SIGNATURE			
FINIVA			

Checking "A" according ISO 3547-2 (DIN 1494-2)	Controllo "A" secondo ISO 3547-2 (DIN 1494-2)	Q= 28.062 mm	Fb= See Note
Checking "C" according ISO 3547-2 (DIN 1494-2)	Controllo "C" secondo ISO 3547-2 (DIN 1494-2)	z= 0/-0.065 mm	
Housing/Seede 28.000	Shaft/Albero 25.000		
Drawn/Disegn 28.021	Checked/Contr. 25.000	Approved/Approv.	

Material/Materiale:	Mx (Frimix)
-Low Carbon Steel	
-Sintered Tin Bronze	
-POM	
-Tin Plating	
Scale	Qty
Part no/Code	Date
TFP 25...	21-07-99

TECHNYMON SLIDING BEARINGS	
Part name/Descrizione:	Weight Peso
SLIDING BEARING	SEE NOTE
Drawing no./Disegno nr.	g
20P025	A4
	1-1

THE INFORMATION CONTAINED IN THIS DRAWING IS THE SOLE PROPERTY OF TECHNYYMON S.R.L. ANY REPRODUCTION IN PART OR WHOLE WITHOUT THE WRITTEN PERMISSION OF TECHNYYMON S.R.L. IS PROHIBITED.